

Scaled data based on original data using  
LM-79-08 Approved Method: Electrical and Photometric Measurements of Solid-  
State Lighting Products

Test Report Prepared for  
Cooper Lighting Solutions  
(formerly Eaton)

Brand: McGRAW-EDISON

Report Number: P385882

Luminaire Tested: **GWC-SA1C-727-U-SL3-HSS**

Issue Date: 3/3/2020

**Test Information**

Test Method: LM-79-08  
Report Number: P385882  
TEST IS SCALED FROM IESNA LM-79-08 TEST DATA (G2-1903-205-23)  
Test Lab: INNOVATION CENTER  
Issue Date: 3/3/2020  
Manufacturer: COOPER LIGHTING SOLUTIONS (FORMERLY EATON)  
Product Line: MCGRAW-EDISON  
Catalog Number: GWC-SA1C-727-U-SL3-HSS  
Description: GALLEON WALL LUMINAIRE  
(1) 70 CRI, 2700K, 1050mA LIGHTSQUARE WITH 16 LEDS AND TYPE III SPILL  
LIGHT ELIMINATOR OPTICS WITH HOUSE SIDE SHIELD  
Light Source: -  
Ballast/Driver: ELECTRONIC DRIVER

**Summary**

Lumens per Lamp: N/A  
Luminaire Lumens: 5396 lumens  
Efficiency: N/A  
Efficacy: 91.5 lumens/watt  
Luminous Opening: Rectangular (W 0.5' x L: 0.5' x H: 0')  
IES Classification: Type III - Medium  
BUG Rating: B1 - U0 - G2

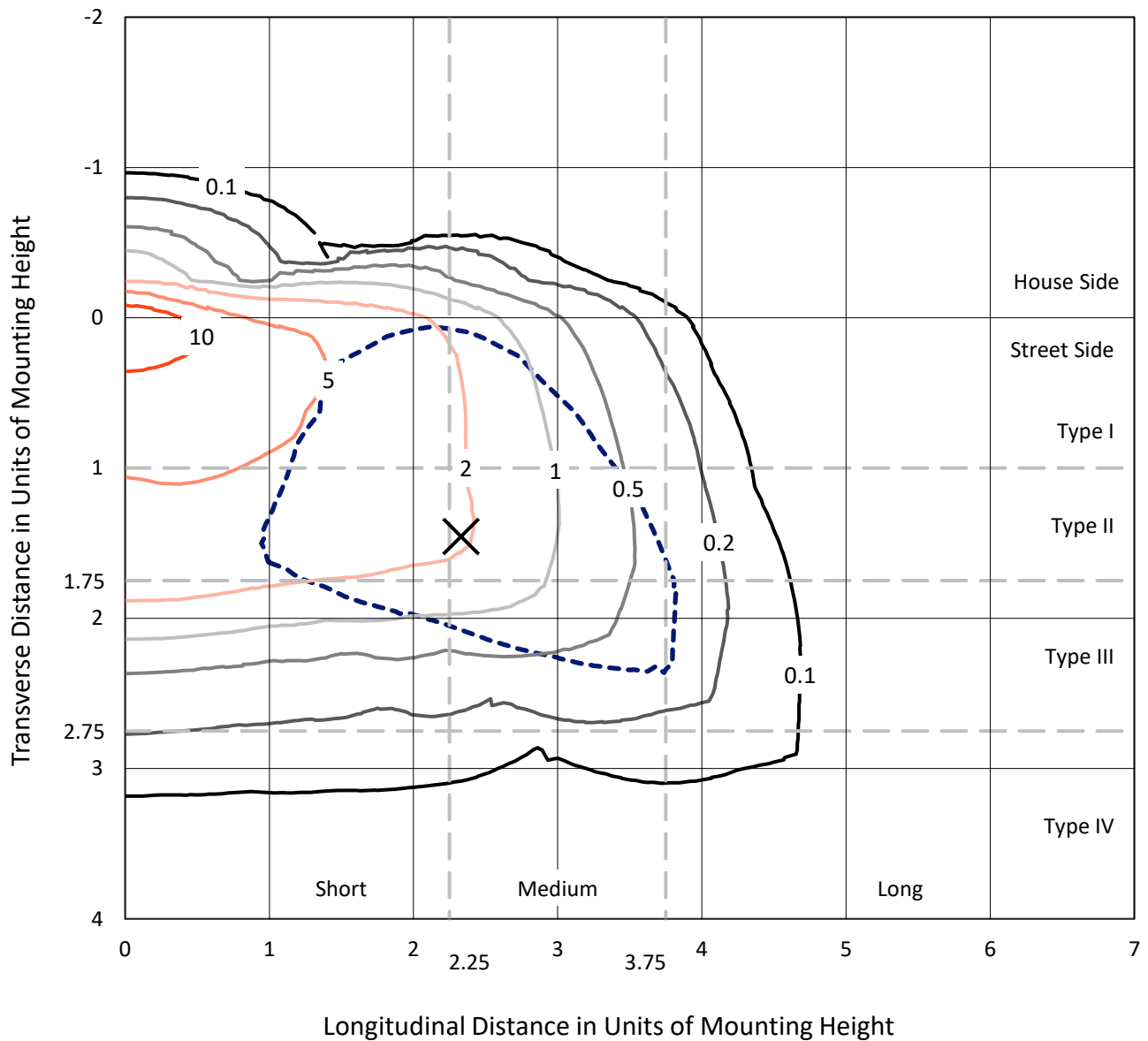
Input Watts (W): 59  
Input Voltage (V): NR  
Input Current (Ain): NR  
Voltage Rise (V): NR  
Power Factor: NR  
Total Harmonic Distortion (THDi): NR  
Frequency (hertz): 60  
Stabilization Time: NR  
Operation Time: NR  
Ambient Temperature (°C): NR  
Test Distance: 24 FT



REPORT NUMBER: P385882  
 CATALOG NUMBER: GWC-SA1C-727-U-SL3-HSS

### Iso-Footcandle Lines of Horizontal Illumination

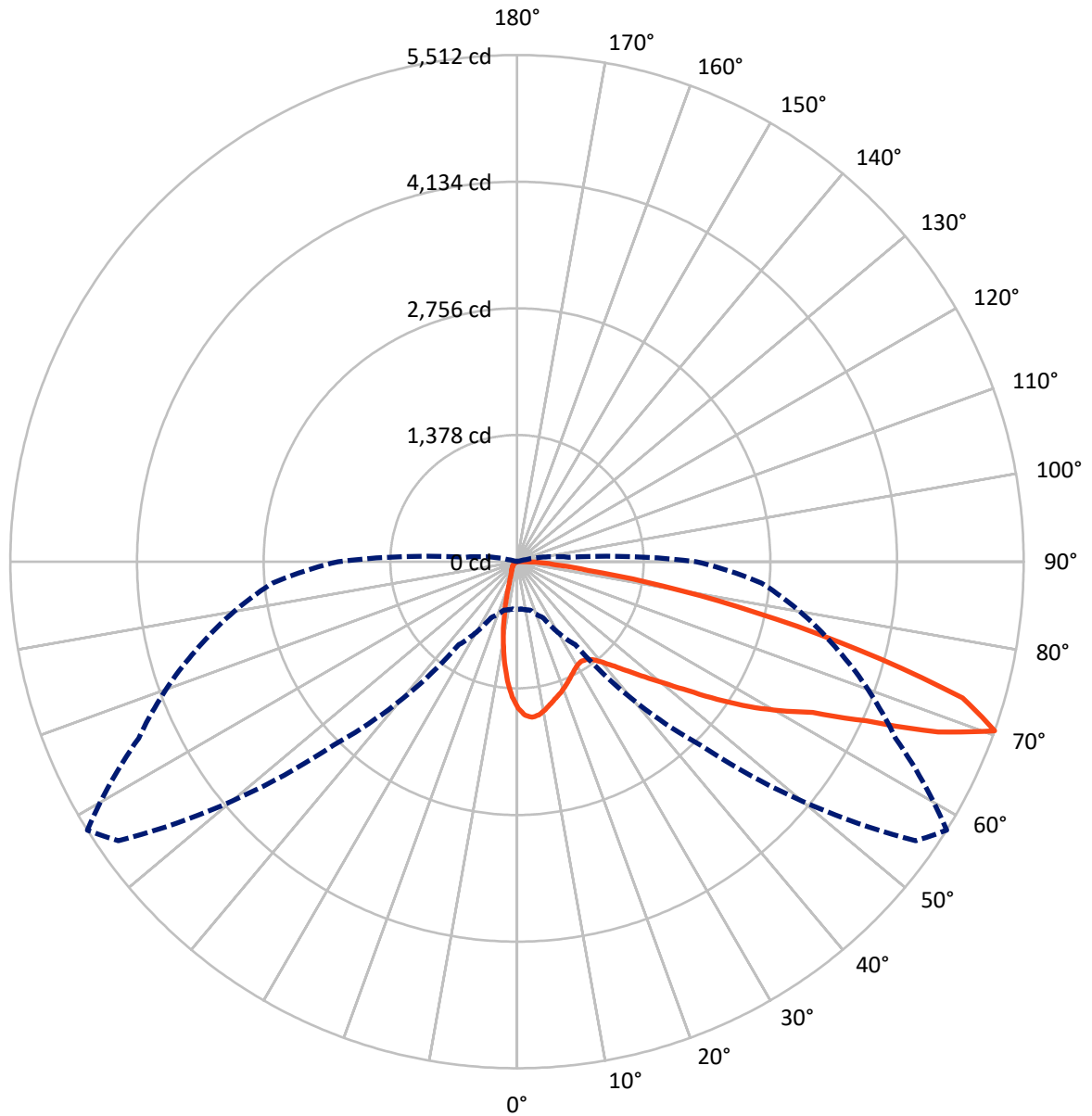
✕ Max cd  
 - - - 1/2 Max cd



Based on 10 foot mounting height. Maximum calculated value = 16.2 fc  
 Type III - Medium - N/A

REPORT NUMBER: P385882  
CATALOG NUMBER: GWC-SA1C-727-U-SL3-HSS

### Luminous Intensity Polar Plot



— Vertical Plane Through 58-Deg Lateral    - - - Horizontal Cone Through 70-Deg Vertical

REPORT NUMBER: P385882

CATALOG NUMBER: GWC-SA1C-727-U-SL3-HSS

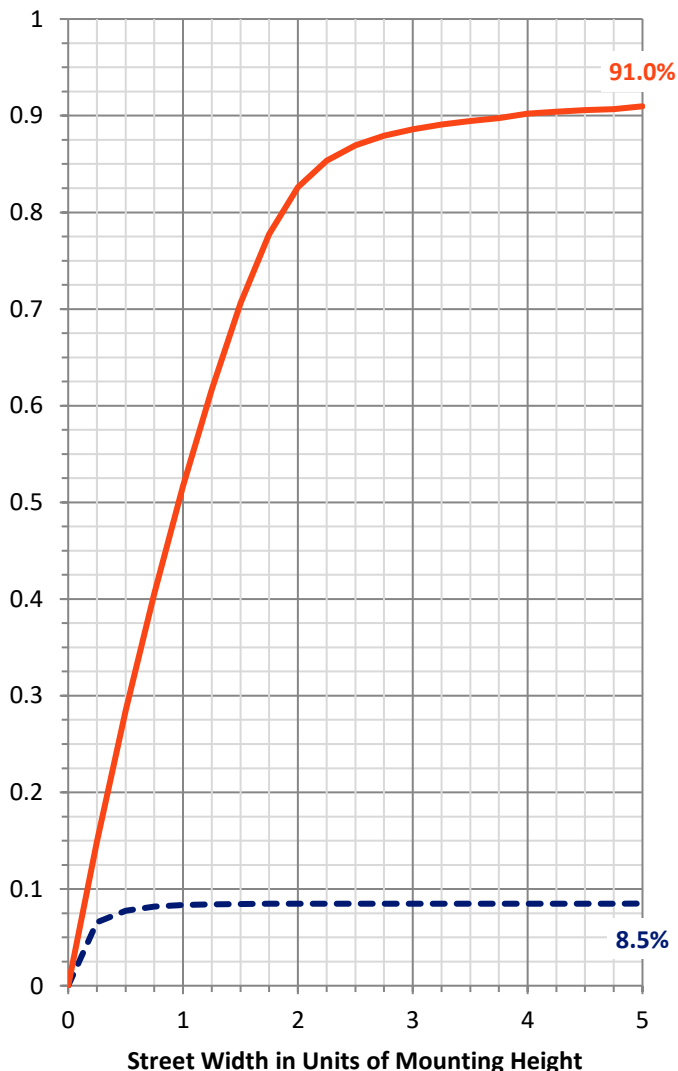
**FLUX DISTRIBUTION:**

		Downward	Upward	Total
<b>House Side</b>	Lumens	461.8	0.0	461.8
	% Fixture	8.6	0.0	8.6
<b>Street Side</b>	Lumens	4934.2	0.0	4934.2
	% Fixture	91.4	0.0	91.4
<b>Total</b>	Lumens	5396.0	0.0	5396.0
	% Fixture	100.0	0.0	100.0

**ZONAL LUMENS:**

Zone	Lumens	% Fixture
0°-10°	130.3	2.4
10°-20°	273.6	5.1
20°-30°	359.6	6.7
30°-40°	476.3	8.8
40°-50°	711.9	13.2
50°-60°	1140.5	21.1
60°-70°	1437.6	26.6
70°-80°	775.4	14.4
80°-90°	90.8	1.7
90°-100°	0.0	0.0
100°-110°	0.0	0.0
110°-120°	0.0	0.0
120°-130°	0.0	0.0
130°-140°	0.0	0.0
140°-150°	0.0	0.0
150°-160°	0.0	0.0
160°-170°	0.0	0.0
170°-180°	0.0	0.0
0°-90°	5396.0	100.0
0°-180°	5396.0	100.0

**Coefficient of Utilization**



REPORT NUMBER: P385882

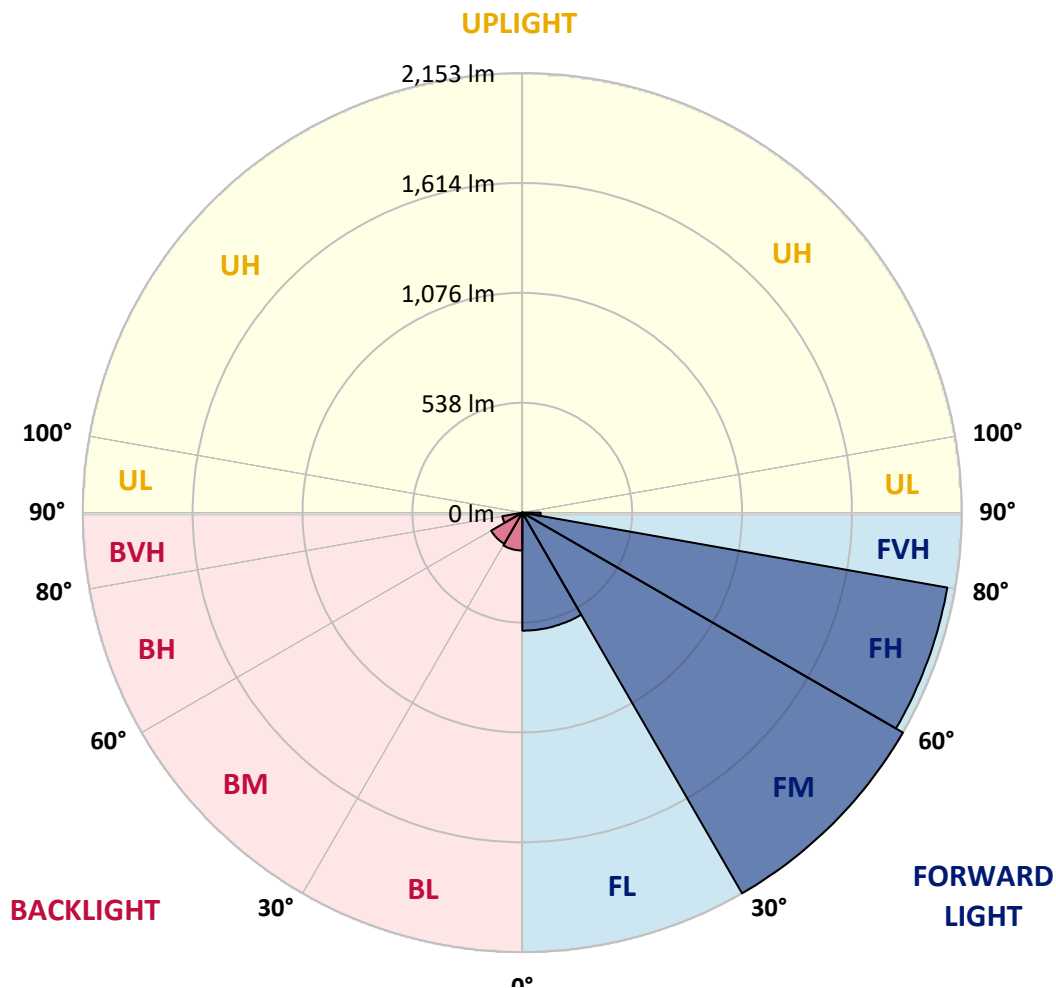
CATALOG NUMBER: GWC-SA1C-727-U-SL3-HSS

**LUMINAIRE CLASSIFICATION SYSTEM LUMEN TABLE AND BUG RATING:**

Zone	Lumens	% Fixture	Zone Rating/Lumen Limit		
			B	U	G
FL (0°-30°)	578.0	10.7			
FM (30°-60°)	2152.6	39.9			
FH (60°-80°)	2113.7	39.2			G2/5000
FVH (80°-90°)	90.0	1.7			G1/100
BL (0°-30°)	185.5	3.4	B1/500		
BM (30°-60°)	176.2	3.3	B0/220		
BH (60°-80°)	99.3	1.8	B0/110		G0/110
BVH (80°-90°)	0.8	0.0			G0/10
UL (90°-100°)	0.0	0.0		U0/0	
UH (100°-180°)	0.0	0.0		U0/0	

**BUG Rating: B1-U0-G2**

Type III Medium





REPORT NUMBER: P385882

CATALOG NUMBER: GWC-SA1C-727-U-SL3-HSS

**CANDELA DISTRIBUTION (FULL):**

	0°	5°	15°	25°	35°	45°	55°	58°	65°	75°	85°
0°	1594.0	1594.0	1594.0	1594.0	1594.0	1594.0	1594.0	1594.0	1594.0	1594.0	1594.0
2.5°	1726.1	1721.8	1720.3	1717.6	1707.3	1697.2	1677.2	1671.6	1659.0	1629.2	1597.5
5°	1727.5	1727.2	1731.9	1730.8	1727.2	1722.5	1708.2	1700.8	1679.4	1636.8	1578.9
7.5°	1644.2	1648.5	1659.0	1667.5	1677.4	1690.2	1692.0	1684.8	1667.3	1621.3	1544.6
10°	1532.5	1539.2	1554.0	1570.8	1596.6	1622.2	1645.1	1644.2	1638.2	1592.8	1503.3
12.5°	1420.5	1428.4	1445.4	1470.3	1506.9	1548.6	1589.5	1595.1	1605.2	1567.3	1465.2
15°	1322.5	1329.2	1346.0	1376.5	1421.9	1478.0	1537.9	1548.2	1574.2	1547.3	1433.3
17.5°	1239.2	1243.5	1255.8	1289.7	1342.2	1410.2	1488.0	1508.2	1547.1	1531.6	1405.7
20°	1181.1	1181.8	1189.9	1213.6	1266.1	1342.2	1436.4	1465.4	1518.3	1518.1	1377.2
22.5°	1152.4	1150.1	1151.7	1165.4	1204.0	1277.4	1384.8	1419.2	1492.5	1506.7	1348.3
25°	1147.0	1145.2	1140.7	1142.5	1165.8	1220.6	1332.8	1372.5	1469.9	1499.7	1323.1
27.5°	1163.8	1165.6	1158.0	1149.9	1151.7	1183.8	1286.6	1332.6	1451.5	1499.7	1305.4
30°	1197.7	1198.6	1193.0	1182.5	1168.3	1173.5	1254.5	1300.5	1442.3	1510.0	1294.2
32.5°	1235.2	1240.1	1239.4	1230.9	1210.7	1189.9	1246.8	1288.8	1441.6	1532.9	1293.1
35°	1281.6	1287.2	1296.7	1294.9	1273.8	1239.4	1272.9	1305.9	1454.8	1570.6	1305.2
37.5°	1331.0	1339.5	1359.7	1369.4	1355.7	1316.9	1331.2	1354.8	1490.3	1631.6	1335.9
40°	1378.8	1388.4	1425.2	1463.1	1452.8	1412.9	1419.6	1438.5	1553.3	1719.4	1394.3
42.5°	1425.7	1440.0	1494.1	1556.5	1568.8	1537.0	1540.6	1555.6	1646.9	1840.1	1489.6
45°	1481.8	1497.9	1578.0	1655.0	1688.0	1674.1	1689.3	1699.2	1769.2	1999.6	1618.2
47.5°	1564.1	1582.7	1681.0	1768.7	1826.6	1835.6	1866.3	1872.8	1923.8	2185.4	1785.8
50°	1724.8	1729.9	1818.8	1898.4	1981.9	2035.7	2070.7	2075.7	2110.9	2388.5	1995.1
52.5°	1926.9	1930.3	1980.5	2034.0	2128.9	2238.8	2320.7	2327.7	2335.1	2586.4	2201.8
55°	2127.7	2127.3	2160.5	2191.9	2300.5	2460.3	2638.0	2642.2	2589.1	2774.2	2359.7
57.5°	2253.2	2265.3	2315.8	2356.2	2507.8	2712.7	2959.3	2975.0	2855.8	2913.3	2515.9
60°	2213.2	2219.1	2331.0	2480.5	2766.1	3071.5	3284.4	3288.4	3056.4	3052.2	2713.4
62.5°	1885.6	1888.8	2064.7	2372.8	2896.9	3536.8	3676.6	3610.9	3287.1	3244.9	2949.6
65°	1292.4	1312.8	1459.8	1840.5	2656.6	3828.7	4283.7	4174.9	3638.7	3522.7	3163.2
67.5°	761.1	756.8	829.5	1110.0	1951.2	3634.9	5051.8	4943.6	4118.2	3708.7	3100.6
70°	519.9	517.0	544.8	672.0	1101.5	2819.7	5293.4	5511.7	4541.6	3583.5	2668.5
72.5°	371.1	372.7	413.7	522.1	691.5	1642.9	4552.1	5068.8	4408.9	3124.0	2028.3
75°	252.0	256.2	315.0	428.3	606.3	835.8	3230.3	3853.2	3590.2	2270.4	1165.8
77.5°	135.5	140.2	209.6	345.1	548.1	580.7	2077.9	2651.9	2255.2	1020.7	337.9
80°	56.5	59.2	98.1	250.9	473.7	510.0	1222.6	1608.1	961.0	201.3	75.4
82.5°	24.5	25.8	40.8	149.7	354.1	430.6	647.3	773.6	291.2	44.2	37.9
85°	4.7	4.9	16.8	79.2	225.9	243.0	419.6	411.3	130.8	19.1	27.6
87.5°	0.0	0.0	4.0	24.9	66.4	132.4	256.0	252.9	44.4	9.2	10.3
90°	0.0	0.0	0.0	0.0	0.0	0.0	0.0	0.0	0.0	0.0	0.0



REPORT NUMBER: P385882  
 CATALOG NUMBER: GWC-SA1C-727-U-SL3-HSS

**CANDELA DISTRIBUTION (continued):**

	90°	95°	105°	115°	125°	135°	145°	155°	165°	175°	180°
0°	1594.0	1594.0	1594.0	1594.0	1594.0	1594.0	1594.0	1594.0	1594.0	1594.0	1594.0
2.5°	1581.4	1565.9	1533.4	1493.2	1462.5	1428.6	1401.7	1367.6	1352.8	1353.4	1345.3
5°	1545.9	1514.1	1442.1	1351.2	1281.2	1208.9	1146.8	1084.8	1048.3	1036.4	1025.2
7.5°	1495.2	1444.7	1329.9	1189.9	1071.4	955.6	854.9	766.2	710.1	682.8	672.7
10°	1438.0	1367.1	1200.8	1016.4	847.2	690.6	560.0	446.5	401.2	370.4	362.6
12.5°	1387.8	1291.7	1074.8	838.5	637.7	448.7	324.2	253.5	222.8	210.7	208.7
15°	1340.4	1221.3	953.4	677.4	441.6	276.2	206.2	182.2	175.0	173.0	173.0
17.5°	1295.8	1154.2	834.7	518.8	292.1	193.6	170.7	165.4	163.1	162.9	163.1
20°	1249.1	1087.1	718.0	380.1	204.0	164.0	157.7	154.8	154.1	154.1	154.1
22.5°	1204.4	1020.0	604.5	271.5	163.6	149.7	146.5	144.5	143.8	143.6	143.2
25°	1161.6	956.3	493.6	191.8	143.6	137.1	134.4	131.7	129.7	128.6	127.9
27.5°	1126.4	899.5	390.4	153.9	129.7	124.1	120.7	116.7	111.7	109.5	108.6
30°	1098.3	847.7	300.9	129.9	116.7	111.1	105.9	98.9	91.8	88.0	87.7
32.5°	1076.3	796.8	228.4	114.9	105.0	98.1	90.6	81.9	73.6	69.3	69.1
35°	1065.6	751.9	174.6	103.9	94.7	85.9	76.7	67.1	59.0	55.0	54.5
37.5°	1072.7	714.0	136.2	94.7	85.9	75.8	65.1	55.0	47.8	44.2	44.0
40°	1099.0	689.7	110.6	86.8	78.5	66.2	54.5	45.1	39.0	36.1	35.9
42.5°	1154.9	680.8	94.5	80.3	71.4	57.2	45.3	37.2	31.6	29.6	29.2
45°	1248.2	694.0	83.5	74.0	63.9	48.7	37.5	30.5	25.6	24.0	23.8
47.5°	1372.5	728.8	75.6	68.0	57.2	41.1	31.2	24.7	20.9	19.3	19.1
50°	1532.7	784.0	69.1	61.9	50.9	34.8	25.8	19.5	16.2	15.0	15.0
52.5°	1707.0	849.7	63.3	56.3	44.7	28.9	20.9	15.0	12.8	11.4	11.4
55°	1851.1	907.1	57.0	52.1	37.0	24.0	15.9	11.4	9.4	8.8	8.8
57.5°	1994.9	968.4	49.8	44.7	29.6	19.5	12.1	8.5	7.0	6.5	6.5
60°	2181.4	1043.3	42.9	36.3	23.3	14.8	9.0	6.1	5.2	4.9	4.9
62.5°	2386.4	1087.3	36.6	29.2	18.2	11.0	6.5	4.0	3.8	3.8	3.6
65°	2511.9	1025.2	30.7	23.3	14.1	8.3	4.3	2.9	3.4	3.1	2.7
67.5°	2351.9	802.6	25.1	18.2	11.0	6.3	2.7	2.0	3.6	2.9	2.2
70°	1947.3	561.8	19.5	12.8	8.8	5.4	1.8	1.3	3.8	2.9	1.8
72.5°	1457.3	376.1	15.5	8.5	6.5	4.7	1.6	0.7	3.4	2.5	1.6
75°	796.3	151.5	12.3	5.4	4.0	3.4	1.1	0.4	2.2	1.8	1.1
77.5°	209.6	39.9	9.0	3.6	2.2	1.3	0.7	0.2	1.1	0.9	0.4
80°	53.4	15.5	5.8	2.5	1.6	0.7	0.0	0.0	0.2	0.0	0.0
82.5°	28.5	6.5	3.6	1.8	0.9	0.0	0.0	0.0	0.0	0.0	0.0
85°	21.5	4.3	2.0	1.1	0.2	0.0	0.0	0.0	0.0	0.0	0.0
87.5°	8.3	1.3	0.7	0.0	0.0	0.0	0.0	0.0	0.0	0.0	0.0
90°	0.0	0.0	0.0	0.0	0.0	0.0	0.0	0.0	0.0	0.0	0.0



Signify Classified - Internal  
Cooper Lighting Solutions Photometric Lab  
1121 Highway 74 South  
Peachtree City, GA 30269

Scaled Data Report



Report Generated By 670245982

Signify Classified - Internal  
Cooper Lighting Solutions Photometric Lab  
1121 Highway 74 South  
Peachtree City, GA 30269

Scaled Data Report



Signify Classified - Internal  
Cooper Lighting Solutions Photometric Lab  
1121 Highway 74 South  
Peachtree City, GA 30269

Scaled Data Report



Signify Classified - Internal  
Cooper Lighting Solutions Photometric Lab  
1121 Highway 74 South  
Peachtree City, GA 30269

Scaled Data Report



Signify Classified - Internal  
Cooper Lighting Solutions Photometric Lab  
1121 Highway 74 South  
Peachtree City, GA 30269

Scaled Data Report



--- HS — SS

Signify Classified - Internal  
Cooper Lighting Solutions Photometric Lab  
1121 Highway 74 South  
Peachtree City, GA 30269

Scaled Data Report



u

Signify Classified - Internal  
Cooper Lighting Solutions Photometric Lab  
1121 Highway 74 South  
Peachtree City, GA 30269

Scaled Data Report



Signify Classified - Internal  
Cooper Lighting Solutions Photometric Lab  
1121 Highway 74 South  
Peachtree City, GA 30269

Scaled Data Report



(END OF REPORT)